

GIFTCO ™

2022 CATALOG



GIFTCO

T. 805.773.9200 F. 805.702.1117
sales@logoclocks.com

COUNTDOWN TIMER WALL SIGNS

Countdown to your event! Great for St. Patrick's Day, New Year's, Graduation, Cinco De Mayo, The Big Game, Product Launch and all Special Events. Capable of counting down from 999 days. Timer can be used multiple times by simply resetting. Bright 2-inch LED numbers displaying days, hours, minutes and seconds. Includes UL listed wall adaptor.

SIGNS

SPECIALTIES

CLOCKS

MIRRORS

WOOD FRAME CLOCKS

ILLUMINATED CLOCKS




Flip Cover Countdown Timer with Changeable Inserts (MLCDT2120)

Marketing material is easily changed via magnetic flip cover. Unit loads from the front allowing you to change your message without removing timer from the wall. Includes one full color insert. Photo quality prints give a professional presentation counting down to new events throughout the year. Manufactured wood product. Additional inserts are available at \$4.00/ea.

Product Dimensions: 21" x 20" x 2" | Image Area: 18-3/8" x 12-3/8" | Full Color | Set-up: \$85
Shipping Box: 23" x 22" x 2" | Shipping Weight: 8 lbs.

Item	1+	5+	10+	25+	50+	100+	250+	500+
MLCDT2120	221.46	199.33	169.39	162.07	145.19	133.37	126.81	123.53



Wood Framed Countdown Timer with Changeable Inserts (CDT2220CI) Illuminated Countdown Timer with Changeable Inserts (CDTIL2220CI)

Solid maple wood frame available in black, red mahogany, medium brown or light autumn. Clear acrylic face. Includes one full color insert. Back-loading inserts can be easily changed. Photo quality prints give a professional presentation counting down to new events throughout the year. Additional inserts are available at \$6.00/ea.

For Illuminated version, high resolution insert is backlit, drawing attention to brand messaging. Includes one full color translucent insert. Additional inserts are available at \$9.00/ea.

Product Dimensions: 22" x 20" x 2" | Image Area: 18-7/16" x 11-3/16" | Full Color | Set-up: \$85
Shipping Box: 24" x 24" x 4" | Shipping Weight: 10 lbs.

Item	25+	50+	100+	250+	500+
CDT2220CI	207.73	198.36	187.01	179.33	169.83
CDTIL2220CI	281.46	271.47	257.30	247.49	234.67

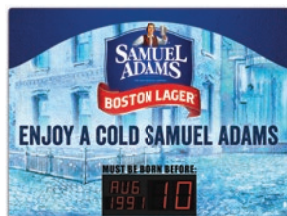


Countdown Timer Sign (CDT1824) Chalkboard Countdown Timer Sign* (CDT1824CB) Dry Erase Countdown Timer Sign* (CDT1824DE)

Permanent branding and messaging for annual event or also available as either a chalkboard or dry erase writing surface with permanent branding giving ability to change message throughout the year. Manufactured wood product with direct printed high resolution graphic. *Chalk or marker included.

Product Dimensions: 18" x 23.5" x 2" | Image Area: 18" x 23.5" | Full Color | Set-up: \$85
Shipping Box: 27" x 20" x 2" | Shipping Weight: 6.6 lbs.

Item	25+	50+	100+	250+	500+
CDT1824	159.96	140.39	127.49	120.40	116.94
CDT1824CB	168.04	145.29	130.83	122.84	119.07
CDT1824DE	163.70	142.66	129.06	121.59	117.99



Born on Date Timer Sign (BDT1824)

Timer displays "Must Be Born Before" date. Set once and timer will automatically update. Bright LED numbers displaying month, day and year. Includes UL listed wall adaptor. Manufactured wood product with direct printed high resolution graphic.

Product Dimensions: 18" x 23.5" x 2" | Image Area: 18" x 23.5" | Full Color | Set-up: \$85
Shipping Box: 27" x 20" x 2" | Shipping Weight: 6.6 lbs.

Item	25+	50+	100+	250+	500+
BDT1824	246.07	217.47	198.63	188.27	183.23

Versatile signs to promote your brand while highlighting daily specials, menu items, upcoming events, etc. Can be used on sidewalks, entrances, lobbies, and for special events. All A-frames are two-sided and suitable for indoor and outdoor use.



Chalkboard Dimensional A-frame Sidewalk Sign (AFD2839CB)

Dry Erase Dimensional A-frame Sidewalk Sign (AFD2839DE)

All graphics are direct printed on the frame which is raised and stands out from the writing surface. The frame is custom shaped to fit your image/brand. Writing surface can be chalkboard or dry erase. Marker or chalk is included. Moisture resistant manufactured wood product.

Product Dimensions: 28" x 39" | Image Area: 28" x 39" | Sides: 2 | Full Color | Set-up: \$195
Shipping Box: 43" x 31" x 2" | Shipping Weight: 23 lbs.

Item	25+	50+	100+	250+	500+
AFD2839CB	254.51	234.55	216.55	204.45	192.06
AFD2839DE	228.77	212.54	197.05	186.52	175.35



Chalkboard Flat A-frame Sidewalk Sign (AFF2439CB)

Dry Erase Flat A-frame Sidewalk Sign (AFF2439DE)

A-frame is custom shaped to fit your image/brand/logo. Writing surface can be chalkboard or dry erase. Marker or chalk is included. Direct printed on moisture resistant manufactured wood.

Product Dimensions: 23.5" x 39" | Image Area: 23.5" x 39" | Sides: 2 | Full Color | Set-up: \$195
Shipping Box: 43" x 27" x 2" | Shipping Weight: 24.5 lbs.

Item	25+	50+	100+	250+	500+
AFF2439CB	184.00	165.35	153.49	148.09	145.17
AFF2439DE	170.95	155.22	144.91	140.37	137.77



Dry Erase Plastic A-frame Sidewalk Sign (AFP3826DE)

Very durable white molded plastic. Custom printed dry erase panels permanently attached. Marker included.

Product Dimensions: 26" x 38" | Image Area: 24" x 36" | Sides: 2 | Full Color | Set-up: \$85
Shipping Box: 45" x 26" x 4" | Shipping Weight: 27.5 lbs.

Item	25+	50+	100+	250+	500+
AFP3826DE	265.72	247.28	235.11	224.68	217.80



Chalkboard Rustic Real Wood A-frame Sidewalk Sign (AFR2439CB)

Solid ash frame with weathered/rustic finish. High resolution graphic is direct printed on chalkboard panel. Chalk is included.

Product Dimensions: 23.5" x 39" | Image Area: 19.5" x 33" | Sides: 2 | Full Color | Set-up: \$85
Shipping Box: 43" x 27" x 2" | Shipping Weight: 23 lbs.

Item	25+	50+	100+	250+	500+
AFR2439CB	205.98	182.75	166.94	158.22	153.91



Chalkboard In-Stock Wood A-frame Sidewalk Sign (AFS2436CB)

Designed for low quantity orders and quick turn projects. Constructed from high quality laminated wood panel. Stained medium brown with a clear lacquer finish. Image is direct printed on chalkboard panel. Chalk is included.

Product Dimensions: 23.5" x 35" | Image Area: 19-1/2" x 28" | Sides: 2 | Full Color | Set-up: \$85
Shipping Box: 43" x 27" x 2" | Shipping Weight: 22.5 lbs.

Item	1+	5+	10+	25+	50+	100+	250+	500+
AFS2436CB	236.37	212.08	208.65	207.58	187.23	168.78	155.03	148.15

FLIP COVER CHANGEABLE INSERTS

Marketing material is easily kept current via changeable inserts held in place by magnetic flip cover. Units are permanently branded and allow end user to change messaging with printed inserts. Flip cover products are used daily giving your brand continual exposure. Print your own inserts with any color printer. Great for restaurants, bars, banks, hotels, schools, dealerships and retail.

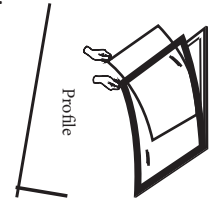


Flip Cover Compact Counter Stand (MLCS1014)

Designed to be displayed on a countertop or table. Flip cover accept standard 8.5" x 11" paper insert (not included). Constructed of 1/8" thick aluminum composite. Unit stands upright with a stainless steel post. Post detaches to ship flat.

Product Dimensions: 10" x 14" | Image Area: 9.75" x 13.75" | Sides: 1 | Full Color | Set-up: \$195
Shipping Box: 19" x 11.5" x 2" | Shipping Weight: 1.7 lbs.

Item	25+	50+	100+	250+	500+
MLCS1014	36.03	30.46	26.85	24.65	23.02



FRAMED ILLUMINATED SIGNS

By highlighting high resolution graphics, illuminated products draw attention to your brand. Cost effective and long life LED illumination. Includes full color high resolution imprint.



Snap Frame Light Box (SLB2620)

High resolution insert is backlit, drawing attention to menu/messaging. Front-loading inserts can be quickly changed by snapping open/closed the aluminum frame. Includes one full color translucent film insert (23.4" x 16.5"). Additional inserts are available at \$8.00/ea. Includes UL listed wall adapter that is 8 ft. long with on/off switch. Ready to hang.

Product Dimensions: 26.375" x 19.625" x 1.125" | Image Area: 23.4" x 16.5" | Sides: 1 | Full Color
Set-up: \$85 | Shipping Box: 28" x 24" x 4" | Shipping Weight: 6.5 lbs.

Item	25+	50+	100+	250+	500+
SLB2620	169.34	144.74	128.46	118.69	110.81



Backlit Illuminated Chalkboard 14" x 22" (CB1422i)

Solid maple wood frame available in black, red mahogany, medium brown or light autumn. High resolution graphics are backlit. LED illumination is powered by UL listed power supply with integrated on/off switch.

Product Dimensions: 22" x 14" x 3.5" | Image area: 20.5" x 12.5" | Sides: 1 | Full Color
Set-up: \$195 | Shipping Box: 24.5" x 15.75" x 4.25" | Shipping Weight: 8 lbs.

Item	25+	50+	100+	250+	500+
CB1422i	116.53	106.69	98.50	94.53	91.60

WOODEN CHALKBOARD KEY CADDY

Permanently branded key holder with the ability to update message. Holds up to 6 keys. Features compartment to hold mail, magazines, documents, etc. Full color imprint. Chalk included.



Key Caddy Chalkboard 12" x 16" (KEY1216CB)

Direct printed .5" thick manufactured wood.

Product Dimensions: 12" x 16" x 3" | Image Area: 12" x 5" | Sides: 1 | Full Color | Set-up: \$195
Shipping Box: 20.8" x 14.5" x 5" | Shipping Weight: 3 lbs.

Item	25+	50+	100+	250+	500+
KEY1216CB	59.20	49.54	43.82	40.66	39.26

Light up your brand with bright and bold illuminated sign. Cost effective and long lasting LED Illumination. Includes impressive full color high resolution imprint. Acrylic illuminated sign can be contour cut to any shape that fits within the outside dimensions. We can quote any size or shape required for your specific needs. LED illumination is powered by UL listed power supply with integrated on/off switch. Made in the U.S.A. Concept through production completed domestically in days without the hassle and time of overseas production.

SIGNS

SPECIALTIES

CLOCKS

MIRRORS

WOOD FRAME
CLOCKS

ILLUMINATED
CLOCKS



Slim LED Illuminated Sign 18" x 24" (ISS1824)

Product Dimensions: Up to 18" x 23.5" x .5" | Image Area: Up to 18" x 23.5" | Sides: 1 Full Color | Set-up: \$195 | Shipping Box: 29.4" x 21.7" x 2.5" | Shipping Weight: 9.5 lbs.

Slim LED Illuminated Sign 24" x 24" (ISS2424)

Product Dimensions: Up to 23.5" x 23.5" x .5" | Image Area: Up to 23.5" x 23.5" | Sides: 1 Full Color | Set-up: \$195 | Shipping Box: 29" x 28" x 4.25" | Shipping Weight: 13 lbs.

Slim LED Illuminated Sign 24" x 36" (ISS2436)

Product Dimensions: Up to 23.5" x 35" x .5" | Image Area: Up to 23.5" x 35" | Sides: 1 Full Color | Set-up: \$195 | Shipping Box: 38.5" x 26.5" x 2.8" | Shipping Weight: 19 lbs.

Slim LED Illuminated 16" Diameter (ISSC16)

Product Dimensions: Up to 15.75" diameter x .5" | Image Area: Up to 14.5" diameter | Sides: 1 Full Color | Set-up: \$85 | Shipping Box: 23.4" x 22.2" x 2.5" | Shipping Weight: 8 lbs.

Item	25+	50+	100+	250+	500+
ISS1824	208.37	195.77	184.19	175.01	165.06
ISS2424	256.71	242.77	229.19	218.24	205.99
ISS2436	380.19	356.70	326.79	302.40	282.51

Item	1+	5+	10+	25+	50+	100+
ISSC16	183.40	175.06	167.44	163.89	158.80	146.86



Slim LED Illuminated Counterstand Sign 10" x 15" (ISS1015CS)

Comes with stainless-steel post.

Product Dimensions: Up to 10" x 15" x .5" | Image Area: Up to 10" x 15" | Sides: 1 Full Color | Set-up: \$195 | Shipping Box: 18.5" x 11.5" x 1.9" | Shipping Weight: 3 lbs.

Item	25+	50+	100+	250+	500+
ISS1015CS	141.71	117.94	103.21	94.51	88.01



(2 Pocket)

Slim LED Illuminated Gift Card Holder 10" x 15" (ISS1015CH2)

Comes with stainless-steel post and two clear acrylic gift card holders.

Product Dimensions: Up to 10" x 15" x .5" | Image Area: Up to 10" x 15" | Sides: 1 Full Color | Set-up: \$195 | Shipping Box: 18.5" x 11.5" x 1.9" | Shipping Weight: 3 lbs.

Item	25+	50+	100+	250+	500+
ISS1015CH2	151.19	127.66	113.06	104.41	97.99

ALUMINUM METAL TACKER SIGNS

Perfect for either contemporary or nostalgic wall signs. Custom shape signs constructed with .024" thick aluminum. Aluminum is an ideal substrate for indoor/outdoor use that will not rust. Full color printing included at no additional cost. Comes ready to hang with predrilled holes. Signs can be contour cut to any shape that fits within the outside dimensions. Can be embossed for additional set-up of \$95 with no add'l run charge.



Aluminum Sign 18" x 24" (AS1824)

Product Dimensions: Up to 17.5" x 23.5" x .024" | Image Area: Up to 17.5" x 23.5" | Sides: 1 Full Color | Set-up: \$195 | Shipping Box: 29.75" x 18.125" x .5" | Shipping Weight: 2.3 lbs

Aluminum Sign 24" x 24" (AS2424)

Product Dimensions: Up to 23.5" x 23.5" x .024" | Image Area: Up to 23.5" x 23.5" | Sides: 1 Full Color | Set-up: \$195 | Shipping Box: 26.3" x 32" x .5" | Shipping Weight: 3.4 lbs.

Aluminum Sign 24" x 36" (AS2436)

Product Dimensions: Up to 23.5" x 35" x .024" | Image Area: Up to 23.5" x 35" | Sides: 1 Full Color | Set-up: \$195 | Shipping Box: 26" x 38" x .5" | Shipping Weight: 5.9 lbs.

Item	25+	50+	100+	250+	500+
AS1824	42.20	34.40	29.92	27.48	26.42
AS2424	71.06	59.78	52.98	49.28	47.60
AS2436	75.52	65.05	58.51	54.91	53.18

MANUFACTURED WOOD SIGNS

Custom shape wooden wall signs are direct printed on .375" thick manufactured wood. Ready to hang with sawtooth hanger. Signs can be contour cut to any shape that fits within the outside dimensions.



Wood Sign 18" x 24" (WS1824)

Product Dimensions: Up to 18" x 23.5" x .375" | Image Area: Up to 18" x 23.5" | Sides: 1 Full Color | Set-up: \$195 | Shipping Box: 29.75" x 18.125" x 1" | Shipping Weight: 6.0 lbs.

Wood Sign 24" x 24" (WS2424)

Product Dimensions: Up to 23.5" x 23.5" x .375" | Image Area: Up to 23.5" x 23.5" | Sides: 1 Full Color | Set-up: \$195 | Shipping Box: 26.3" x 32" x 1" | Shipping Weight: 8.4 lbs.

Wood Sign 24" x 36" (WS2436)

Product Dimensions: Up to 23.5" x 35" x .375" | Image Area: Up to 23.5" x 35" | Sides: 1 Full Color | Set-up: \$195 | Shipping Box: 26" x 38" x 1" | Shipping Weight: 13.4 lbs.

Item	25+	50+	100+	250+	500+
WS1824	49.31	39.22	34.22	30.69	29.11
WS2424	67.77	55.45	49.08	44.57	42.40
WS2436	83.05	69.38	62.14	56.85	54.25

BIRCH VENEER WOOD SIGNS

Custom shape wooden wall signs direct printed on sign-grade birch veneer. Comes ready to hang with sawtooth hanger. Sign can be contour cut to any shape that fits within the outside dimensions.



Birch Veneer Wood Sign 18" x 24" (WSP1824)

Product Dimensions: Up to 18" x 23.5" x .375" | Image Area: Up to 18" x 23.5" | Sides: 1 Full Color | Set-up: \$195 | Shipping Box: 29.75" x 18.125" x 1" | Shipping Weight: 6.0 lbs.

Birch Veneer Wood Sign 24" x 24" (WSP2424)

Product Dimensions: Up to 23.5" x 23.5" x .375" | Image Area: Up to 23.5" x 23.5" | Sides: 1 Full Color | Set-up: \$195 | Shipping Box: 26.3" x 32" x 1" | Shipping Weight: 8.4 lbs.

Birch Veneer Wood Sign 24" x 36" (WSP2436)

Product Dimensions: Up to 23.5" x 35" x .375" | Image Area: Up to 23.5" x 35" | Sides: 1 Full Color | Set-up: \$195 | Shipping Box: 26" x 38" x 1" | Shipping Weight: 13.4 lbs.

Item	25+	50+	100+	250+	500+
WSP1824	60.58	48.22	42.03	37.71	35.75
WSP2424	81.23	66.46	58.83	53.43	50.85
WSP2436	106.94	89.37	80.05	73.17	69.85

CUSTOM CHALKBOARD/DRY ERASE SIGNS

Permanently branded signs with the ability to update message. Full color imprint. Chalk or marker included. Great for restaurants, bars, banks, hotels, schools, dealerships, office and retail.



Custom Chalkboard 12" x 16" (CB1216) or Dry Erase 12" x 16" (DE1216)

Predrilled hole for hanging. Direct printed .125" thick manufactured wood.

Product Dimensions: 12" x 16" x .125" | Image Area: 12" x 16" | Sides: 1 | Full Color | Set-up: \$85
Shipping Box: 20.125" x 18.25" x .375" | Shipping Weight: 1 lbs.

Custom Chalkboard 18" x 24" (CB1824) or Dry Erase 18" x 24" (DE1824)

Direct printed .375" thick manufactured wood. Comes ready to hang with sawtooth hanger.

Product Dimensions: 18" x 23.5" x .375" | Image Area: 18" x 23.5" | Sides: 1 | Full Color | Set-up: \$85
Shipping Box: 30" x 22" x 2" | Shipping Weight: 8 lbs.

Custom Chalkboard 24" x 36" (CB2436) or Dry Erase 24" x 36" (DE2436)

Direct printed .375" thick manufactured wood. Comes ready to hang with sawtooth hanger.

Product Dimensions: 23.5" x 35" x .375" | Image Area: 23.5" x 35" | Sides: 1 | Full Color | Set-up: \$85
Shipping Box: 38" x 27" x 3" | Shipping Weight: 14 lbs.

Item	25+	50+	100+	250+	500+
CB1216	33.94	28.98	23.78	20.49	19.15
DE1216	28.89	25.91	21.72	19.02	17.91
CB1824	57.42	49.75	42.45	37.57	35.45
DE1824	51.35	46.08	39.98	35.82	33.94
CB2436	93.51	82.12	72.57	65.75	62.58
DE2436	87.40	78.46	70.09	63.97	61.03

WOOD FRAMED CHALKBOARD/DRY ERASE SIGNS

Solid maple wood frame available in black, red mahogany, medium brown or light autumn. Chalk or marker included. High resolution graphic direct printed on dry erase/chalkboard.



Wood Framed Chalkboard 12" x 16" (CB1216F) or Dry Erase 12" x 16" (DE1216F)

Product Dimensions: 12" x 16" x .68" | Image Area: 12" x 16" | Sides: 1 | Full Color | Set-up: \$85
Shipping Box: 17.75" x 17.75" x 4.25" | Shipping Weight: 3 lbs.

Wood Framed Chalkboard 18" x 24" (CB1824F) or Dry Erase 18" x 24" (DE1824F)

Product Dimensions: 18" x 23.5" x .375" | Image Area: 18" x 23.5" | Sides: 1 | Full Color | Set-up: \$85
Shipping Box: 30" x 22" x 2" | Shipping Weight: 8 lbs.

Wood Framed Chalkboard 24" x 36" (CB2436F) or Dry Erase 24" x 36" (DE2436F)

Product Dimensions: 23.375" x 35.375" x .68" | Image Area: 21" x 33" | Sides: 1 | Full Color | Set-up: \$85
Shipping Box: 38" x 27" x 3" | Shipping Weight: 11 lbs. | Shipping Box: 38" x 27" x 3" | Shipping Weight: 14 lbs.

Item	25+	50+	100+	250+	500+
CB1216F	69.89	60.80	52.15	46.69	43.77
DE1216F	69.72	62.43	54.34	49.17	46.23
CB1824F	101.66	89.57	78.58	71.37	67.29
DE1824F	94.92	85.48	75.88	69.42	65.60
CB2436F	144.18	128.18	114.77	105.43	100.08
DE2436F	143.11	129.14	116.57	107.69	102.34

RUSTIC WOOD FRAMED CHALKBOARD SIGNS

Permanently branded signs with the ability to update message. Chalk included. Ready to hang. Features a solid ash frame with weathered/rustic finish. High resolution graphic direct printed on chalkboard.



Rus c Wood Framed Chalkboard 18" x 24" (CB1824RF)

Product Dimensions: 18.875" x 23.375" x .68" | Image Area: 16" x 20.5" | Sides: 1 | Full Color | Set-up: \$85
Shipping Box: 30" x 22" x 3" | Shipping Weight: 7 lbs.

Rus c Wood Framed Chalkboard 24" x 36" (CB2436RF)

Product Dimensions: 23.375" x 35.375" x .68" | Image Area: 16" x 20.5" | Sides: 1 | Full Color | Set-up: \$85
Shipping Box: 38" x 27" x 3" | Shipping Weight: 11 lbs.

Item	25+	50+	100+	250+	500+
CB1824RF	102.98	91.66	80.98	73.95	69.54
CB2436RF	154.48	138.55	124.57	114.89	108.74

CORNHOLE GAMES

Popular bean bag game. Also known as corn toss, bean bag toss or bags. Great for restaurants, bars, tailgates and events. Legs fold in for easy transport. Manufactured moisture resistant wood product with direct printed high resolution graphics. Each set includes 2 game boards and 8 bean bags. Bags available in red, blue, black and yellow.



Cornhole Pro 24" x 48" (CTP)

Traditional full size boards.

Product Dimensions: 24" x 48" | Image Area: 24" x 48" | Sides: 1 | Full Color | Set-up: \$85
Shipping Box: 51" x 27" x 4" | Shipping Weight: 53 lbs.

Item	5+	10+	25+	50+	100+
CTP	292.14	244.36	220.21	207.76	200.66



Can Shape Cornhole Pro 24" x 48" (CTPCS)

Same as Pro size with custom can shape.

Product Dimensions: Up to 24" x 48" | Image Area: Up to 24" x 48" | Sides: 1 | Full Color | Set-up: \$195
Shipping Box: 51" x 27" x 4" | Shipping Weight: 53 lbs.

Item	5+	10+	25+	50+	100+
CTPCS	321.21	267.79	240.10	225.49	216.90



Cornhole Sport 24" x 36" (CTS)

Same quality as the traditional size. More convenient size/weight for travel and storage.

Product Dimensions: 24" x 35" | Image Area: 24" x 35" | Sides: 1 | Full Color | Set-up: \$85
Shipping Box: 38" x 27" x 4" | Shipping Weight: 39.5 lbs.

Item	5+	10+	25+	50+	100+
CTS	256.43	211.91	190.07	178.90	172.49



Can Shape Cornhole Sport 24" x 36" (CTSCS)

Same as Sport size with custom can shape. More convenient size/weight for travel and storage.

Product Dimensions: Up to 24" x 35" | Image Area: Up to 24" x 35" | Sides: 1 | Full Color | Set-up: \$195
Shipping Box: 38" x 27" x 4" | Shipping Weight: 39.5 lbs.

Item	5+	10+	25+	50+	100+
CTSCS	289.14	237.84	212.00	198.44	190.61

WALL GRAPHIC DECALS

High resolution full color self-adhesive vinyl wall graphics. Precision-cut custom shape. Easy to apply, remove and reposition.



Wall Graphic Decal 72" x 24" (WG7224)

Product Dimensions: Up to 72" x 24" | Image Area: Up to 72" x 24" | Sides: 1 | Full Color | Set-up: \$85
Shipping Box: 28" x 6" x 4" | Shipping Weight: 1.9 lbs.

Wall Graphic Decal 48" x 24" (WG4824)

Product Dimensions: Up to 48" x 24" | Image Area: Up to 48" x 24" | Sides: 1 | Full Color | Set-up: \$85
Shipping Box: 28" x 6" x 4" | Shipping Weight: 1.6 lbs.

Wall Graphic Decal 24" x 24" (WG2424)

Product Dimensions: Up to 24" x 24" | Image Area: Up to 24" x 24" | Sides: 1 | Full Color | Set-up: \$85
Shipping Box: 28" x 6" x 4" | Shipping Weight: 1.4 lbs.

Item	25+	50+	100+	250+	500+
WG7224	52.86	47.98	44.15	41.65	38.91
WG4824	37.37	33.66	30.83	29.03	27.11
WG2424	24.83	22.06	20.09	18.83	17.54

WOOD BARREL WALL SIGNS

Replica wood barrel top sign constructed with real wood. High resolution graphic direct printed on stained birch or chalkboard. Chalkboard sign includes chalk.



Wood Barrel Printed Wall Sign 20" (BSP20)

Wood Barrel Chalkboard Wall Sign 20" (BSCB20)

Product Dimensions: Up to 20" x 20" x 3.5" | Image Area: Up to 17" diameter | Sides: 1 | Full Color
Set-up: \$195 | Shipping Box: 24" x 4.25" x 24" | Shipping Weight: 6 lbs.

Item	25+	50+	100+	250+	500+
BSP20	156.15	142.74	132.31	124.46	114.85
BSCB20	163.05	146.91	135.12	126.45	116.55

Constructed with solid maple. Available in red mahogany, medium brown or light autumn. Logo is laser engraved on up to three sides.



Bar Caddy (BCW0610)

Holds napkins, straws, stirrers, utensils, etc. Price includes laser engraving on up to three sides.
 Product Dimensions: 10" x 6.25" x 4.25" | Image Area: 2.75" x 2.75" | Sides: 4 (3 engraved) | Set-up: \$85
 Shipping Box: 10.75" x 7.25" x 5.25" | Shipping Weight: 2.6 lbs.

Napkin Holder (NHW0606)

Holds napkins up to 5.5" x 5.5". Price includes laser engraving on up to three sides.
 Product Dimensions: 6" x 6" x 4.25" | Image Area: 2.75" x 2.75" | Sides: 4 (3 engraved) | Set-up: \$85
 Shipping Box: 9.25" x 8.75" x 7.25" | Shipping Weight: 2.2 lbs.

Coaster Holder (CHW0404)

Holds coaster up to 4" x 4". Price includes laser engraving on up to three sides.
 Product Dimensions: 4.25" x 4.25" x 4.25" | Image Area: 2.75" x 2.75" | Sides: 4 (3 engraved) | Set-up: \$85
 Shipping Box: 9.25" x 8.75" x 7.25" | Shipping Weight: 2 lbs.

Item	25+	50+	100+	250+	500+
BCW0610	54.82	52.55	49.66	47.72	45.23
NHW0606	51.12	45.68	41.54	38.97	37.65
CHW0404	36.71	35.22	33.26	31.92	30.25



Wood Coaster (CW04)

Available in red mahogany, medium brown or light autumn. Logo is laser engraved. Bulk packed.
 Product Dimensions: 4" x 4" x .25" | Image Area: 3.75" x 3.75" | Sides: 1 | 1 Color | Set-up: \$85
 Shipping Box: 12" x 10" x 9" (100 per box) | Shipping Weight: 11.2 lbs. (per box of 100)

Acrylic Coaster (CA04)

Constructed with 3mm acrylic. Includes clear feet to stay in place. Logo is laser engraved. Bulk packed.
 Product Dimensions: 4" x 4" x .31" | Image Area: 3.75" x 3.75" | Sides: 1 | 1 Color | Set-up: \$85
 Shipping Box: 12" x 10" x 9" (100 per box) | Shipping Weight: 9.8 lbs. (per box of 100)

Item	100+	250+	500+
CW04	10.62	8.20	7.11
CA04	5.40	4.49	4.03

INSERT HOLDERS

Units are permanently branded and allow end user to change messaging with printed inserts. Print your own inserts with any color printer. Great for restaurants, bars, banks, hotels, schools, dealerships and retail.



Large Acrylic Insert Holder (IHA8511)

Constructed with .090" acrylic. Accepts standard 8.5" x 11" paper inserts (not included). Inserts are loaded from the top or sides. Base of the holder is white and includes full color imprint. Bulk packed.

Product Dimensions: 8.5" x 12.5" x 3.125" | Image Area - Base: 8" x 1.75" | Sides: 2 | Full Color (white bkgd) | Set-up: \$85
 Shipping Box: 36" x 13" x 9.25" (20 per box) | Shipping Weight: 23 lbs. (per box of 20)

Item	50+	100+	250+	500+
IHA8511	26.22	20.46	17.15	15.89



Small Acrylic Insert Holder (IHA0406)

Constructed with .090" acrylic. Accepts 4" x 6" paper inserts (not included). Inserts can be loaded from the top or sides. Base of the holder is white and includes full color imprint. Bulk packed.

Product Dimensions: 4.5" x 7.5" x 2" | Image Area On Base: 4" x 1.5" | Sides: 2 | Full Color (white bkgd) | Set-up: \$85
 Shipping Box: 12" x 10" x 9" (10 per box) | Shipping Weight: 4.5 lbs. (per box of 10)

Item	50+	100+	250+	500+
IHA0406	15.12	10.92	8.65	7.86



Wood Insert Holder (IHW0610)

Constructed with solid maple. Available in red mahogany, medium brown or light autumn. Logo is laser engraved on wood base. Acrylic panels accept 4" x 6" paper inserts (paper inserts not included). Inserts load from the top. Bulk packed.

Product Dimensions: 8.5" x 7" x 2.5" | Image Area On Base: 5" x 1" | Sides: 2 | Set-up: \$195
 Shipping Box: 9.5" x 9.75" x 7.625" (6 per box) | Shipping Weight: 5.5 lbs. (per box of 6)

Item	50+	100+	250+	500+
IHW0610	17.72	15.77	14.54	13.62

WOOD LOOK

"Wood Look" products feature a digitally printed faux wood background on our best selling items. Available in a variety of woodgrains and finishes. From rustic weathered pine to fine finish cherry, *Wood Look* products are designed to complement your brand identity.



Wood Look Chalkboard Dimensional A-frame Sidewalk Sign (AFD2839WLCB) Faux woodgrain direct printed on the frame which is raised and stands out from the writing surface. The frame is custom shaped to fit your image/brand. Writing surface is chalkboard with chalk included. Moisture resistant manufactured wood product.

Product Dimensions: 28" x 39" | Image Area: 28" x 39" | # Sides: 2 | Full Color | Set-up: \$195
Shipping Box: 43" x 31" x 2" | Shipping Weight: 23 lbs.

Item	25+	50+	100+	250+	500+
AFD2839WLCB	254.51	234.55	216.55	204.45	192.06



Wood Look Mini A-frame Table Tent (AFF0609WL)

Wood Look Chalkboard Mini A-frame Table Tent (AFF0609WLCB)

Faux woodgrain direct printed on .25" thick manufactured wood. Made to fit a table or countertop.

Product Dimensions: 6" x 9" | Image Area: 6" x 9" | # Sides: 2 | Full Color | Set-up: \$160
12" x 10" x 9" (10 per box) | Shipping Weight: 6 lbs. (per box of 10)

Item	25+	50+	100+	250+	500+
AFF0609WL	27.48	21.32	18.14	16.20	15.40
AFF0609WLCB	30.06	22.42	18.52	16.15	15.23



Wood Look Cornhole Pro 24" x 48" (CTPWL)

Faux woodgrain direct printed on moisture resistant manufactured wood. Traditional full size boards.

Product Dimensions: 24" x 48" | Image Area: 24" x 48" | # Sides: 1 | Full Color | Set-up: \$85
Shipping Box: 51" x 27" x 4" | Shipping Weight: 53 lbs.

Item	5+	10+	25+	50+	100+
CTPWL	292.14	244.36	220.21	207.76	200.66



Wood Look Cornhole Sport 24" x 36" (CTSWL)

Faux woodgrain direct printed on moisture resistant manufactured wood. Same quality as the traditional size. More convenient size/weight for travel and storage.

Product Dimensions: 24" x 36" | Image Area: 24" x 36" | # Sides: 1 | Full Color | Set-up: \$85
Shipping Box: 38" x 27" x 4" | Shipping Weight: 39.5 lbs.

Item	5+	10+	25+	50+	100+
CTSWL	256.43	211.91	190.07	178.90	172.49

WOOD LOOK SIGNS

Custom shape wooden wall signs are direct printed with faux woodgrain on .375" thick manufactured wood. Ready to hang with sawtooth hanger. Can be contour cut to any shape that fits within the outer dimensions.



Wood Look Sign 18" x 24" (WS1824WL)

Wood Look Chalkboard 18" x 24" (CB1824WL)

Faux woodgrain direct printed on .375" thick manufactured wood. Ready to hang with sawtooth hanger. Chalk included with chalkboard.

Product Dimensions: Up to 18" x 23.5" x .375" | Image Area: Up to 18" x 23.5" | # Sides: 1 | Full Color | Set-up: \$195
Shipping Box: 29.75" x 18.125" x 1" | Shipping Weight: 6.0 lbs.

Item	25+	50+	100+	250+	500+
WS1824WL	49.31	39.22	34.22	30.69	29.11
CB1824WL	57.42	49.75	42.45	37.57	35.45

Wood Look Sign 24" x 36" (WS2436WL)

Wood Look Chalkboard 24" x 36" (CB2436WL)

Faux woodgrain direct printed on .375" thick manufactured wood. Ready to hang with sawtooth hanger. Chalk included with chalkboard.

Product Dimensions: Up to 23.5" x 35" x .375" | Image Area: Up to 23.5" x 35" | # Sides: 1 | Full Color | Set-up: \$195
Shipping Box: 26.3" x 32" x 1" | Shipping Weight: 13.4 lbs.

Item	25+	50+	100+	250+	500+
WS2436WL	83.05	69.38	62.14	56.85	54.25
CB2436WL	93.51	82.12	72.57	65.75	62.58

SIGNS

SPECIALTIES

CLOCKS

MIRRORS

WOOD FRAME CLOCKS

ILLUMINATED CLOCKS

Quality construction for indoor/outdoor use. Can display from -40 to 120 degrees Fahrenheit. All thermometers come packaged in white gift box. Individual shipping boxes are available.



18" Thermometer (1800T)

Constructed with glass lens and plastic case. Includes full color high resolution imprint. Can be packaged in individual shipping box for additional \$3.50.

Diameter: 18" | Depth: 1.87" | Case Color: Silver | Image Area: 15.5" diameter | Sides: 1 | Full Color
Set-up: \$85 | Individual Shipping Box: 20" x 4.25" x 20" | Product Weight: 4 lbs.

Item	25+	50+	100+	250+	500+
1800T	57.77	54.25	46.38	44.85	43.60



Depth: 1.87 in.



16" Thermometer (1600T)

Constructed with glass lens and chrome plated plastic case. Includes full color high resolution on imprint. Can be packaged in individual shipping box for additional \$3.50.

Diameter: 16" | Depth: 2" | Case Color: Chrome | Image Area: 12.4" diameter | Sides: 1 | Full Color
Set-up: \$85 | Individual Shipping Box: 18" x 18" x 4.25" | Product Weight: 3 lbs.

Item	25+	50+	100+	250+	500+
1600T	46.40	43.48	37.34	36.12	35.14



Depth: 2 in.



Triple Function Clock (1932)

Multifunctional clock displays time, temperature, and humidity. Constructed with glass lens and plastic case. Includes full color high resolution imprint. Can be packaged in individual shipping box for additional \$3.00.

Dimensions: 13.75" x 10.75" x 1.5" | Case Color: Silver | Image Area: 8.3" diameter | Sides: 1 | Full Color
Set-up: \$85 | Individual Shipping Box: 16" x 15" x 3" | Product Weight: 2 lbs.

Item	25+	50+	100+	250+	500+
1932	31.17	28.69	26.51	25.09	23.69



Depth: 1.5 in.



14" Thermometer (1499T)

Constructed with acrylic lens and plastic case. Includes full color high resolution imprint. Can be packaged in individual shipping box for additional \$3.00.

Diameter: 14" | Depth: 2.62" | Case Color: Black | Image Area: 12.4" diameter | Sides: 1 | Full Color
Set-up: \$85 | Individual Shipping Box: 16" x 15" x 3" | Product Weight: 2.1 lbs.

Item	25+	50+	100+	250+	500+
1499T	39.00	36.42	31.42	30.38	29.57



Depth: 2.62 in.



14" Metal Case Thermometer (1425T)

Constructed with glass lens and brushed nickel case. Includes full color high resolution imprint. Can be packaged in individual shipping box for additional \$3.00.

Diameter: 14" | Depth: 2" | Case Color: Brushed Nickel | Image Area: 12.5" diameter | Sides: 1 | Full Color
Set-up: \$85 | Individual Shipping Box: 18" x 18" x 4.25" | Product Weight: 3 lbs.

Item	25+	50+	100+	250+	500+
1425T	62.66	59.25	55.86	53.57	51.02



Depth: 2 in.



11.5" Thermometer (1878T)

Constructed with glass lens and plastic case. Includes full color high resolution imprint. Can be packaged in individual shipping box for additional \$3.00.

Diameter: 11.5" | Depth: 1.62" | Case Color: Silver | Image Area: 10.75" diameter | Sides: 1 | Full Color
Set-up: \$85 | Individual Shipping Box: 16" x 15" x 3" | Product Weight: 2 lbs.

Item	25+	50+	100+	250+	500+
1878T	34.94	32.63	28.20	27.28	26.57



Depth: 1.62 in.

SIGNS

SPECIALTIES

CLOCKS

MIRRORS

WOOD FRAME CLOCKS

ILLUMINATED CLOCKS

Promote your brand 24/7. Customize your clock by choosing from various sizes, cases, and colors. All clocks include a full color high resolution imprint. Great for restaurants, bars, banks, hotels, schools, dealerships, offices, and retail. Clocks come packaged in white gift box. Individual shipping boxes are available. Battery powered clock movement.



11.5" Clock (1878S)

Constructed with glass lens and plastic case. Includes full color high resolution imprint. Can be packaged in individual shipping box for additional \$3.00.

Diameter: 11.5" | Depth: 1.62" | Case Color: Silver | Image Area: 10.75" diameter | Sides: 1 Full Color | Set-up: \$85 | Individual Shipping Box: 16" x 15" x 3" | Product Weight: 2 lbs.

Item	25+	50+	100+	250+	500+
1878S	27.15	24.86	20.55	19.68	18.97



Depth: 1.62 in.



14" Chrome Plated Clock (1114E)

Constructed with glass lens and chrome plated plastic case. Includes full color high resolution imprint. Can be packaged in individual shipping box for additional \$3.00.

Diameter: 14" | Depth: 2" | Case Color: Chrome | Image Area: 10.25" diameter | Sides: 1 Full Color | Set-up: \$85 | Individual Shipping Box: 16" x 15" x 3" | Product Weight: 2.5 lbs.

Item	25+	50+	100+	250+	500+
1114E	33.26	30.45	25.20	24.09	23.25



Depth: 2 in.



14" Metal Case Clock (1425)

Constructed with glass lens and brushed nickel case. Includes full color high resolution imprint. Can be packaged in individual shipping box for additional \$3.00.

Diameter: 14" | Depth: 2" | Case Color: Brushed Nickel | Image Area: 12.5" diameter | Sides: 1 | Full Color | Set-up: \$85 | Individual Shipping Box: 18" x 18" x 4.25" | Product Weight: 3 lbs.

Item	25+	50+	100+	250+	500+
1425	54.66	51.31	48.02	45.77	43.28



Depth: 2 in.



14" Clock (1499)

Constructed with acrylic lens and plastic case. Includes full color high resolution imprint. Can be packaged in individual shipping box for additional \$3.00.

Diameter: 14" | Depth: 2.62" | Case Color: Black | Image Area: 12.4" diameter | Sides: 1 | Full Color | Set-up: \$85 | Individual Shipping Box: 16" x 15" x 3" | Product Weight: 2 lbs.

Item	25+	50+	100+	250+	500+
1499	31.45	28.88	23.92	22.91	22.12



Depth: 2.62 in.

SIGNS

SPECIALTIES

CLOCKS

MIRRORS

WOOD FRAME CLOCKS

ILLUMINATED CLOCKS

Promote your brand 24/7. Customize your clock by choosing from various sizes, cases, and colors. All clocks include a full color high resolution imprint. Great for restaurants, bars, banks, hotels, schools, dealerships, offices, and retail. Clocks come packaged in white gift box. Individual shipping boxes are available. Battery powered clock movement.

SIGNS

SPECIALTIES

CLOCKS

MIRRORS

WOOD FRAME CLOCKS

ILLUMINATED CLOCKS



16" Chrome Plated Clock (1600E)

Constructed with glass lens and chrome plated plastic case. Includes full color high resolution imprint. Can be packaged in individual shipping box for additional \$3.50.

Diameter: 16" | Depth: 2" | Case Color: Chrome | Image Area: 12.4" diameter | Sides: 1 Full Color | Set-up: \$85 | Individual Shipping Box: 18" x 18" x 4.25" | Product Weight: 3 lbs.

Item	25+	50+	100+	250+	500+
1600E	39.37	36.45	30.32	29.11	28.14



Depth: 2 in.



18" Clock (1800S)

Constructed with glass lens and plastic case. Includes full color high resolution imprint. Can be packaged in individual shipping box for additional \$3.50.

Diameter: 18" | Depth: 1.87" | Case Color: Silver | Image Area: 15.5" diameter | Sides: 1 Full Color | Set-up: \$85 | Individual Shipping Box: 20" x 4.25" x 20" | Product Weight: 5 lbs.

Item	25+	50+	100+	250+	500+
1800S	51.48	47.92	39.97	38.46	37.17



Depth: 1.87 in.



22" Jumbo Clock (2200)

Constructed with glass lens and heavy-duty plastic case. Includes full color high resolution imprint. Clock comes packaged in an individual shipping box.

Diameter: 22" | Depth: 2.75" | Case Color: Black, Red or Blue | Image Area: 16.25" diameter Sides: 1 | Full Color | Set-up: \$85 | Shipping Box: 24" x 4.25" x 24" | Shipping Weight: 9.6 lbs.

Item	25+	50+	100+	250+	500+
2200	92.28	86.74	81.12	77.38	73.18

22" Neon Clock (2200N)

High quality clocks are complemented with bright neon lighting showcasing your brand. Includes full color high resolution imprint. Movement is battery powered and neon is powered by UL listed power supply with integrated on/off switch. Constructed with glass lens and heavy-duty plastic case. Clock comes packaged in an individual shipping box.

Diameter: 22" | Depth: 2.75" | Case Color: Black, Red or Blue | Image Area: 15.5 diameter" Sides: 1 | Full Color | Set-up: \$85 | Shipping Box: 24" x 24" x 4.25" | Shipping Weight: 9.6 lbs.

Item	25+	50+	100+	250+	500+
2200N	161.60	152.86	143.38	137.08	129.72

Backlit Illuminated Clock 22" Diameter (2200i)

Constructed with glass lens, heavy-duty plastic case and back-lit acrylic dial. Includes full color high resolution imprint. LED illumination is powered by UL listed power supply with integrated on/off switch. Battery powered clock movement.

Diameter: 22" | Depth: 5" | Case Color: Black, Red or Blue | Image area: 16.25" Diameter Sides: 1 | Full Color | Set-up: \$85 | Shipping Box: 33" x 33" x 9.5" | Shipping Weight: 11.4 lbs.

Item	10+	25+	50+	100+	250+
2200i	204.86	189.21	180.59	161.91	155.09

CUSTOM SHAPE ACRYLIC CLOCKS

We will make your brand stand out by designing a unique custom shape acrylic clock. Our offering includes either wall hung or desktop options. Clocks are second surface printed on 3mm thick acrylic providing depth and enhancing the image.



Custom Shape Acrylic Clock 12" x 12" (ACRC1212)

Product Dimensions: Up to 11.75" x 11.75" x 1" | Image Area: Up to 11.75" x 11.75" | Sides: 1 Full Color | Set-up: \$195 | Shipping Box: 12.3" x 12.3" x 2" | Shipping Weight: .7 lbs.

Custom Shape Acrylic Clock 12" x 16" (ACRC1216)

Product Dimensions: Up to 11.75" x 16" x 1" | Image Area: Up to 11.75" x 16" | Sides: 1 Full Color | Set-up: \$195 | Shipping Box: 14.2" x 20.2" x 4.6" | Shipping Weight: 1.3 lbs.

Custom Shape Acrylic Clock 18" x 24" (ACRC1824)

Product Dimensions: Up to 18" x 23.5" x 1" | Image Area: Up to 18" x 23.5" | Sides: 1 Full Color | Set-up: \$195 | Shipping Box: 19.5" x 19.5" x 4" | Shipping Weight: 2.2 lbs.

Custom Shape Acrylic Clock 24" x 24" (ACRC2424)

Product Dimensions: Up to 23.5" x 23.5" x 1" | Image Area: Up to 23.5" x 23.5" | Sides: 1 Full Color | Set-up: \$195 | Shipping Box: 23.7" x 23.7" x 4" | Shipping Weight: 3.6 lbs.

Item	25+	50+	100+	250+	500+
ACRC1212	45.03	38.65	34.98	32.45	31.26
ACRC1216	50.05	43.20	39.25	36.48	35.12
ACRC1824	83.25	72.65	66.43	61.88	59.54
ACRC2424	106.25	93.49	85.91	80.15	77.15

CUSTOM SHAPE DIGITAL CLOCKS

We will make your brand stand out by designing a unique custom shape digital clock. Can be contour cut to any shape that fits within the outside dimensions. Four Digit LED clock is powered by plugging into standard wall outlet. Red digits are 1.8" tall.



Digital Acrylic Clock 12" x 12" (ACRD1212)

Product Dimensions: Up to 11.75" x 11.75" x 1" | Image Area: Up to 11.75" x 11.75" | Sides: 1 Full Color | Set-up: \$195 | Shipping Box: 12.3" x 12.3" x 2" | Shipping Weight: 1.7 lbs.

Digital Acrylic Clock 12" x 16" (ACRD1216)

Product Dimensions: Up to 11.75" x 16" x 1" | Image Area: Up to 11.75" x 16" | Sides: 1 Full Color | Set-up: \$195 | Shipping Box: 14.2" x 20.2" x 4.6" | Shipping Weight: 2.3 lbs.

Digital Acrylic Clock 18" x 24" (ACRD1824)

Product Dimensions: Up to 18" x 23.5" x 1" | Image Area: Up to 18" x 23.5" | Sides: 1 Full Color | Set-up: \$195 | Shipping Box: 19.5" x 19.5" x 4" | Shipping Weight: 3.2 lbs.

Digital Acrylic Clock 24" x 24" (ACRD2424)

Product Dimensions: Up to 23.5" x 23.5" x 1" | Image Area: Up to 23.5" x 23.5" | Sides: 1 Full Color | Set-up: \$195 | Shipping Box: 23.7" x 23.7" x 4" | Shipping Weight: 4.6 lbs.

Item	25+	50+	100+	250+	500+
ACRD1212	139.92	123.72	113.40	106.83	103.43
ACRD1216	150.42	133.18	122.25	115.06	111.32
ACRD1824	164.92	146.40	134.75	126.71	122.43
ACRD2424	215.09	191.45	176.62	165.88	160.14

Digital Wood Clock 12" x 16" (WSD1216)

Product Dimensions: Up to 11.75" x 16" x 2" | Image Area: Up to 11.75" x 16" | Sides: 1 Full Color | Set-up: \$185 | Shipping Box: 14.2" x 20.2" x 4.6" | Shipping Weight: 2.5 lbs.

Digital Wood Clock 18" x 24" (WSD1824)

Product Dimensions: Up to 18" x 23.5" x 2" | Image Area: Up to 18" x 23.5" | Sides: 1 Full Color | Set-up: \$185 | Shipping Box: 29.75" x 18.125" x 1" | Shipping Weight: 6.0 lbs.

Digital Wood Clock 24" x 36" (WSD2436)

Product Dimensions: Up to 23.5" x 35" x 2" | Image Area: Up to 23.5" x 35" | Sides: 1 Full Color | Set-up: \$185 | Shipping Box: 26" x 38" x 1" | Shipping Weight: 13.4 lbs.

Item	25+	50+	100+	250+	500+
WSD1216	134.94	112.85	101.08	92.45	88.26
WSD1824	158.46	141.28	129.35	122.82	119.49
WSD2436	191.32	166.45	151.65	141.55	136.45



Mirrors are an excellent way to draw attention to your brand. We offer wood framed glass mirrors, custom shape 3mm acrylic mirrors, innovative illuminated mirrors, and solid ash frame weathered/rustic mirrors. All of our high-quality mirrors include a full color high resolution imprint at no additional charge.



Mirror 18" x 24" (MR1824)

Product Dimensions: 19" x 24" x .68" | Image Area: 16" x 21" | Sides: 1 | Full Color | Set-up: \$85
Shipping Box: 30" x 22" x 2.25" | Shipping Weight: 9.7 lbs.

Mirror 24" x 24" (MR2424)

Product Dimensions: 24" x 24" x .68" | Image Area: 21" x 21" | Sides: 1 | Full Color | Set-up: \$85
Shipping Box: 38.25" x 27" x 2.25" | Shipping Weight: 12 lbs.

Mirror 24" x 36" (MR2436)

Product Dimensions: 24" x 36" x .68" | Image Area: 21" x 33" | Sides: 1 | Full Color | Set-up: \$85
Shipping Box: 39" x 28" x 5" | Shipping Weight: 17.2 lbs.

Item	5+	10+	25+	50+	100+	250+	500+
MR1824	187.42	148.54	125.25	105.40	94.78	86.91	83.00
MR2424	214.29	175.63	152.48	132.31	120.18	112.18	108.22
MR2436	234.62	197.12	165.12	144.48	131.78	123.37	119.08



Rustic Frame Mirror 18" x 24" (MR1824RF)

Product Dimensions: 19" x 24" x 1.13" | Image Area: 16" x 21" | Sides: 1 | Full Color
Set-up: \$85 | Shipping Box: 30" x 22" x 2.25" | Shipping Weight: 9.7 lbs.

Rustic Frame Mirror 24" x 36" (MR2436RF)

Product Dimensions: 24" x 36" x 1.13" | Image Area: 21" x 33" | Sides: 1 | Full Color
Set-up: \$85 | Shipping Box: 39" x 28" x 5" | Shipping Weight: 18.2 lbs.

Item	25+	50+	100+	250+	500+
MR1824RF	132.95	113.45	102.45	94.34	89.78
MR2436RF	178.49	157.75	144.22	135.34	130.12



Custom Shape Acrylic Mirror 18" x 24" (MRA1824)

Product Dimensions: Up to 18" x 23.5" x .125" | Image Area: Up to 18" x 23.5" | Sides: 1 | Full Color
Set-up: \$195 | Shipping Box: 29.4" x 21.7" x 2.5" | Shipping Weight: 3.5 lbs.

Custom Shape Acrylic Mirror 24" x 24" (MRA2424)

Product Dimensions: Up to 23.5" x 23.5" x .125" | Image Area: Up to 23.5" x 23.5" | Sides: 1 | Full Color
Set-up: \$195 | Shipping Box: 26.3" x 32" x .5" | Shipping Weight: 3.7 lbs.

Custom Shape Acrylic Mirror 24" x 36" (MRA2436)

Product Dimensions: Up to 23.5" x 36" x .125" | Image Area: Up to 23.5" x 36" | Sides: 1 | Full Color
Set-up: \$195 | Shipping Box: 26" x 38" x .5" | Shipping Weight: 6.3 lbs.

Item	25+	50+	100+	250+	500+
MRA1824	113.74	93.75	83.31	75.82	72.25
MRA2424	140.48	117.77	105.65	96.72	92.37
MRA2436	195.20	166.85	151.32	139.43	133.46



Illuminated Mirror 18" x 24" (ILMR1824)

By highlighting high resolution graphics, our patented Illuminated Mirror makes your brand the focal point among any competitive advertising. Cost effective with long life LED illumination. UL listed power supply with integrated on/off switch.

Product Dimensions: 19" x 23" x 2.25" | Image Area: 16" x 21"
Sides: 1 | Full Color | Set-up: \$195

Shipping Box: 24" x 24" x 4" | Shipping Weight: 11 lbs.

Item	25+	50+	100+	250+	500+
ILMR1824	140.54	124.71	113.94	107.97	105.03

SIGNS

SPECIALTIES

CLOCKS

MIRRORS

WOOD FRAME CLOCKS

ILLUMINATED CLOCKS

WOOD FRAMED PENDULUM CLOCKS

Sophisticated pendulum clocks constructed with a solid wood frame, brass pendulum, and glass lens. Price includes full color printing direct on the glass lens and on the background (dial panel). Solid maple wood frame available in black, red mahogany, medium brown or light autumn.



Solid Wood Framed Clock 12" x 20" (9518)

Product Dimensions: 12" x 20" x 3" | Dial Image Area: 7" x 7" | Glass Image Area: 7" x 6.75"
Sides: 1 | Full Color | Set-up: \$120
Shipping Box: 20.5" x 14.4" x 4.75" | Shipping Weight: 7.8 lbs.

Item	25+	50+	100+	250+	500+
9518	110.35	97.12	87.62	81.78	76.75



OPEN FACE WOOD CLOCKS

Real wood framed clocks at an affordable price. Solid maple wood frame available in black, red mahogany, medium brown or light autumn. Includes full color high resolution imprint. Battery powered movement.



Open Face Wood Clock 14" x 14" (1414)

Product Dimensions: 14" x 14" x 2.25" | Image Area: 11.5" x 11.5"
Sides: 1 | Full Color | Set-up: \$85
Shipping Box: 15.5" x 14.75" x 3" | Shipping Weight: 4.5 lbs.

Item	25+	50+	100+	250+	500+
1414	70.66	66.37	62.05	59.18	56.00



Open Face Wood Clock 18" x 18" (1818)

Product Dimensions: 18" x 18" x 2.25" | Image Area: 15.9" x 15.9"
Sides: 1 | Full Color | Set-up: \$85
Shipping Box: 24" x 24" x 4.25" | Shipping Weight: 7 lbs.

Item	25+	50+	100+	250+	500+
1818	76.37	71.94	67.35	64.31	60.86



Open Face Wood Clock 26" x 26" (2626)

Product Dimensions: 26" x 26" x 2.25" | Image Area: 23.25" x 23.25"
Sides: 1 | Full Color | Set-up: \$85
Shipping Box: 27.25" x 38.25" x 4.25" | Shipping Weight: 14 lbs.

Item	25+	50+	100+	250+	500+
2626	109.12	103.22	96.77	92.57	87.60



Open Face Wood Clock 22" x 12" (1222)

Product Dimensions: 22" x 12" x 2.25" | Image Area: 19.8" x 9.7"
Sides: 1 | Full Color | Set-up: \$85
Shipping Box: 24.5" x 15.75" x 4.25" | Shipping Weight: 5.7 lbs.

Item	25+	50+	100+	250+	500+
1222	77.00	72.45	67.74	64.71	61.18



SIGNS

SPECIALTIES

CLOCKS

MIRRORS

WOOD FRAMED CLOCKS

ILLUMINATED CLOCKS

WOOD FRAMED CLOCKS

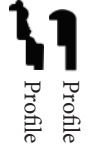
Classic high quality clocks constructed with a solid wood frame and glass lens. Price includes full color printing direct on the glass lens and on the background (dial panel). Solid maple wood frame available in black, red mahogany, medium brown or light autumn. Battery powered movement.



Solid Wood Framed Clock 12" x 18" (1016)

Product Dimensions: 12" x 18" x 2.5" | Glass Size: 16" x 10"
Sides: 1 | Full Color | Set-up: \$120
Shipping Box: 20.5" x 14.4" x 4.75" | Shipping Weight: 5.5 lbs.

Item	25+	50+	100+	250+	500+
1016	84.80	79.03	73.57	70.05	66.26



Solid Wood Framed Clock 19" x 27" (2416)

Acrylic lens.
Product Dimensions: 19" x 27" x 2.5" | Acrylic Lens Size: 15.5" x 23.5"
Sides: 1 | Full Color | Set-up: \$120
Shipping Box: 29.5" x 21.5" x 2.5" | Shipping Weight: 7.9 lbs.

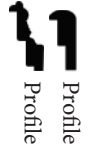
Item	25+	50+	100+	250+	500+
2416	114.23	107.49	100.54	96.03	90.86



Solid Wood Framed Clock 11.5" x 22.5" (1020)

Product Dimensions: 11.5" x 22.5" x 2.5" | Glass Size: 9.5" x 20.5"
Sides: 1 | Full Color | Set-up: \$120
Shipping Box: 26.5" x 13.5" x 3.25" | Shipping Weight: 7.8 lbs.

Item	25+	50+	100+	250+	500+
1020	95.74	89.43	83.35	79.38	75.06



Solid Wood Framed Clock 10" x 14.5" (7512)

Product Dimensions: 10" x 14.5" x 2.5" | Glass Size: 7.5" x 12"
Sides: 1 | Full Color | Set-up: \$120
Shipping Box: 12" x 16.25" x 4.5" | Shipping Weight: 4.5 lbs.

Item	25+	50+	100+	250+	500+
7512	63.14	58.57	54.45	51.72	48.85



Solid Wood Framed Clock 15" x 15" (1212)

Product Dimensions: 15" x 15" x 2.5" | Glass Size: 12" x 12"
Sides: 1 | Full Color | Set-up: \$120
Shipping Box: 15.5" x 14.75" x 3" | Shipping Weight: 5.1 lbs.

Item	25+	50+	100+	250+	500+
1212	86.40	80.51	74.91	71.29	67.40



FRAME STAIN OPTIONS



Black



Red Mahogany



Medium Brown



Light Autumn

High quality clocks are complemented with bright neon lighting showcasing your brand. Movement is battery powered and neon is powered by UL listed power supply with integrated on/off switch.



16" Chrome Steel Neon Clock (1625N)

16" Chrome Steel Neon Clock with Custom Color Lens (1625NPL)

High quality clocks are complemented with bright neon lighting showcasing your brand. (1625NPL) Lens has a printed border on lens to add color to illumination of the neon. Movement is battery powered and neon is powered by UL listed power supply with integrated on/off switch. Real chrome steel case and glass lens. Clock comes packaged in a white gift box. Can be packaged in an individual shipping box for additional \$3.50.

Diameter: 16" | Depth: 3" | Image Area: 11.125" diameter | Sides: 1 | Full Color | Set-up: \$85
Shipping Box: 20" x 20" x 6.125" | Product Weight: 5.8 lbs.

Item	25+	50+	100+	250+	500+
1625N	105.62	99.66	93.42	89.26	84.45
1625NPL	111.00	105.05	98.80	94.65	89.83



22" Neon Clock (2200N)

Constructed with glass lens and heavy-duty plastic case. Clock comes packaged in an individual shipping box.

Diameter: 22" | Depth: 3" | Image Area: 15.5" diameter | Sides: 1 | Full Color | Set-up: \$85
Shipping Box: 24" x 24" x 4.25" | Shipping Weight: 9.6 lbs.

Item	25+	50+	100+	250+	500+
2200N	161.60	152.86	143.38	137.08	129.72

- Co-op Programs: Available, call for details.
- Phone Orders: Must be confirmed by fax, mail or e-mail copy.
- Pricing: Special quotes will be given for orders that: exceed the maximum quantity; exceed the largest size shown in the catalog; items not shown in the catalog.
- Returns: Not accepted without prior factory approval.
- Unless a specified method of shipping is requested, we will use our judgment choosing the carrier. Generally, we use the most economical carrier.
- Claims and Returns: Claims must be made within 14 days of receipt of shipment.
- Drop Shipment: \$8.32 for each destination shipment after the original shipment order.
- Trademarks: Manufacturer assumes that our clients are authorized to use the trademarks presented to us for reproduction.
- We assume no liability in trademark or copyright disputes. The logos, designs and trademarks imprinted on items in this catalog have been reproduced as examples of the types of customizing available. They are not presented for resale and should not be constructed as product/brand name endorsements by or for the trademark owners.
- We reserve the right to use all products in our advertising and displays unless otherwise notified in writing at the time of the order.
- All prices are subject to change without prior notice.

SIGNS

SPECIALTIES

CLOCKS

MIRRORS

WOOD FRAMED CLOCKS

ILLUMINATED CLOCKS

By highlighting high resolution graphics, illuminated products draw attention to your brand. Cost effective and long life LED illumination. Includes full color high resolution imprint.



Backlit Illuminated Clock 12" x 18" (1117i)

Solid maple wood frame available in black, red mahogany, medium brown or light autumn. Backlit acrylic dial. Glass lens with full color border. LED illumination is powered by UL listed power supply with integrated on/off switch. Battery powered clock movement.

Product Dimensions: 12.25" x 18.125" x 3.5" | Imprint area: 11.25" x 17.125" | Sides: 1 | Full Color | Set-up: \$120
Shipping Box: 13.25" x 21" x 6" | Shipping Weight: 7.5 lbs.

Item	10+	25+	50+	100+	250+
1117i	153.11	141.43	134.97	121.00	115.90



Backlit Illuminated Clock 30" x 30" (3024i)

Solid maple wood frame stained in black. Backlit acrylic dial. Glass lens with full color border. Clock movement and illumination powered by plugging into standard wall outlet.

Product Dimensions: 30" x 30" x 7" | Image area: 27" x 27" | Sides: 1 | Full Color | Set-up: \$120
Shipping Box: 33" x 33" x 9.5" | Shipping Weight: 24.8 lbs.

Item	1+	5+	10+	25+	50+	100+	250+
3024i	699.50	646.17	616.64	552.80	529.44	518.40	508.24



Backlit Illuminated Clock 22" Diameter (2200i)

Constructed with glass lens, heavy-duty plastic case with backlit LED acrylic dial. LED plastic illumination is powered by UL listed power supply with integrated on/off switch. Battery powered clock movement.

Diameter: 22" | Depth: 5" | Image area: 16.25" Diameter | Sides: 1 | Full Color | Set-up: \$120
Shipping Box: 33" x 33" x 9.5" | Shipping Weight: 11.4 lbs.

Item	10+	25+	50+	100+	250+
2200i	204.86	189.21	180.59	161.91	155.09



Backlit Illuminated Clock 17" x 17" (1688i)

Solid maple wood frame available in black, red mahogany, medium brown or light autumn. Backlit acrylic dial. Glass lens with full color border. LED illumination is powered by UL listed power supply with integrated on/off switch. Battery powered clock movement.

Product Dimensions: 17" x 17" x 3.5" | Imprint area: 14.375" x 14.375" | Sides: 1 | Full Color | Set-up: \$120
Shipping Box: 20" x 20" x 4.25" | Shipping Weight: 10 lbs.

Item	10+	25+	50+	100+	250+
1688i	160.87	148.60	141.81	127.14	121.77



Backlit Illuminated Clock 24" x 12" (2112i)

Solid maple wood frame available in black, red mahogany, medium brown or light autumn. Backlit acrylic dial. Glass lens with full color border. LED illumination is powered by UL listed power supply with integrated on/off switch. Battery powered clock movement.

Product Dimensions: 24" x 12" x 3.5" | Image area: 21.25" x 10.75" | Sides: 1 | Full Color | Set-up: \$120
Shipping Box: 28.25" x 13.25" x 4.25" | Shipping Weight: 11.6 lbs.

Item	10+	25+	50+	100+	250+
2112i	166.81	154.10	147.06	131.86	126.29

SIGNS

SPECIALTIES

CLOCKS

MIRRORS

WOOD FRAME CLOCKS

ILLUMINATED CLOCKS

BDT1824



pg. 2

AFR2436CB



pg. 3

KEY1216CB



pg. 4

ISS1015CH2



pg. 5

WSP2436



pg. 6

BSCB20



pg. 8

WSD1216



pg. 14

MR2436



pg. 15

2200i



pg. 19